

Effective Practices: Removing Barriers to a Successful Reentry

2022 Second Chance Month

April 4, 2022

This project was supported by Grant No. 2016-MU-BX-K011 awarded by the Bureau of Justice Assistance. The Bureau of Justice Assistance is a component of the Department of Justice's Office of Justice Programs, which also includes the Bureau of Justice Statistics, the National Institute of Justice, the Office of Juvenile Justice and Delinquency Prevention, the Office for Victims of Crime, and the SMART Office. Points of view or opinions in this document are those of the author and do not necessarily represent the official position or policies of the U.S. Department of Justice.



Virtual Meeting/Conference Recording Notice

This session is hosted by the National Reentry Resource Center (NRRC). The NRRC is operated by the American Institutes for Research[®] (AIR[®]) which allows for the recording of audio, visuals, participants, and other information sent, verbalized, or utilized during business related meetings. By joining a meeting, you automatically consent to such recordings. Any participant who prefers to participate via audio only should disable their video camera so only their audio will be captured. Video and/or audio recordings of any AIR session shall not be transmitted to an external third party without the permission of AIR.

American Institutes for Research

The American Institutes for Research (AIR) is a nonpartisan, not-for-profit organization that conducts behavioral and social science research and delivers technical assistance (TA) to solve some of the most urgent challenges in the U.S. and around the world. We do this work because when we look to the future, we see opportunities to close gaps that are rooted in injustice. At AIR, we know that equity begins with systems that work for everyone, so we lead with expertise, follow the evidence, and never stop drawing new connections to build a better, more equitable world.

AIR delivers TA for a subset of Second Chance Act grantees through the Corrections & Community Engagement Technical Assistance Center (CCETAC).



Presenters

Simon Gonsoulin | Principal Researcher, American Institutes for Research

Crystal Speer | Program Director, Kansas Department of Corrections

Rhett Covington | Assistant Secretary, Louisiana Department of Public Safety & Corrections

Erica Jaramillo | Lead Reentry Specialist, Family Pathfinders (TX)

Kristin Tiedeman | Program Manager, Mountain Comprehensive Care Center (KY)

Gunner Johnson | Reentry Manager, Insight Garden Program (CA)

14 Practices and Model SCA Grantees

- Fourteen Practices that Remove Barriers to Successful Reentry
- Our Five Agencies and Organizations are:
 - ❑ Model SCA Grantees
 - ❑ Initiatives that address these essential practices

Partners Who Must Establish Effective Reentry Practices

Department of
Corrections

Community-
Based
Organizations

Probation and
Parole
Agencies

Other State,
County, and
Local Agencies

Returning
Individuals

Family
Members

Other

Polling Question

- What *other* partners might you consider establishing and delivering reentry practices?



Practices That Remove Barriers to Successful Reentry

- Formal Reentry Planning
- Family Reintegration
- Technology Training
- Issuance of Governmental Identification
- Medicaid, Other Insurance
- Housing
- Connect With Community-Based Providers

Practices That Remove Barriers to Successful Reentry (continued)

- Medical and Behavior Health Treatment
- Education
- Job Readiness and Skill Development
- Employment
- Transportation
- Supportive Adults and Extended Family
- Connect With Community Supervision Agents

14 Effective Practices

- Agencies and organizations engaging in reentry work should use these 14 practices to improve reentry outcomes for individuals returning to the community.
- You should consider using the 14 practices with descriptions as a "checklist" for your reentry efforts.

1. Develop the reentry plan



Reentry
roadmap



Featured goals
and action
steps



Awareness of
needs



Substantial
input from
returning
individual

Develop the Reentry Plan



**Intensive Reentry Case
Management Plan**

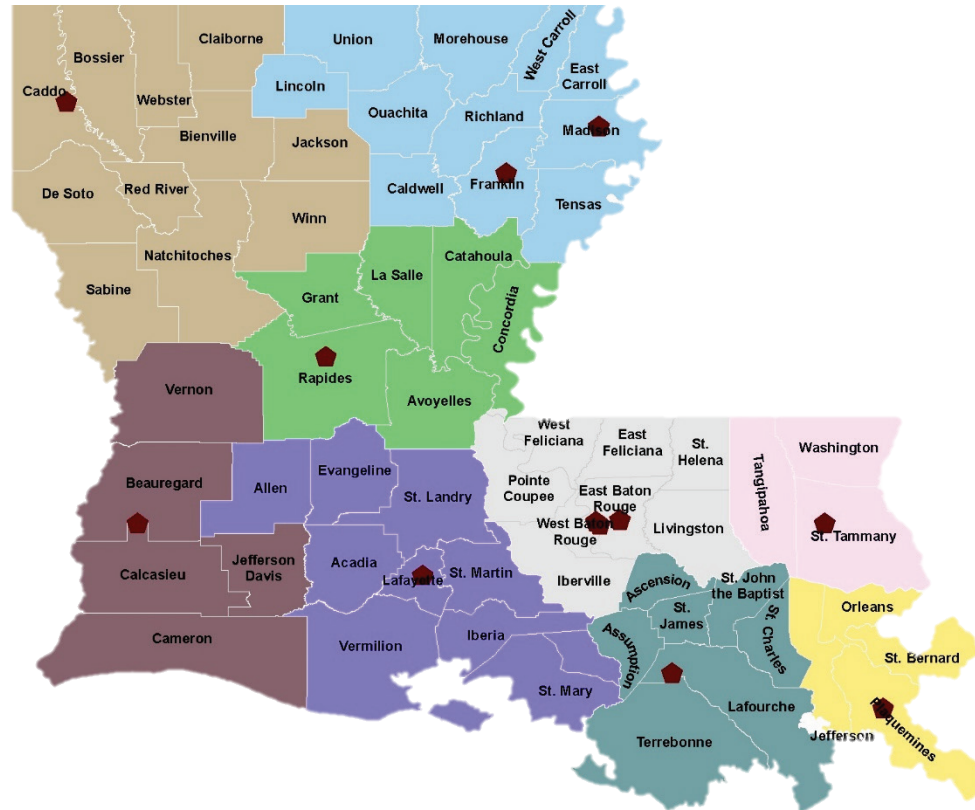
-AND-

**Intensive Reentry
Intervention Sessions**



Kansas Department of Corrections

Develop the Reentry Plan



PHASE 1: GETTING READY

The **institutional phase** describes the details of events and responsibilities occurring during the returning citizen's imprisonment from admission until the point of eligibility for parole or release. **This phase involves the first two major decision points:**

- ASSESSMENT AND CLASSIFICATION:**
Measuring the returning citizen's risks, needs, and strengths.
- PRISON PROGRAMMING:**
Giving assignments to reduce risk, address need, and build on strengths.

PHASE 2: GOING HOME

The **transitional phase** begins before the returning citizen's target release date. In this phase, highly specific re-entry plans are created. **This phase involves the next two major decision points:**

- RELEASE PREPARATION:**
Developing strong, public safety-conscious parole plans.
- RELEASE DECISION MAKING:**
Improving parole release guidelines.

PHASE 3: STAYING HOME

The **community phase** begins the moment the returning citizen is released from prison and continues until he/she is discharged from community supervision. **This phase involves the final three major decision points of the transition process:**

- SUPERVISION & SERVICES:**
Providing flexible and firm supervision and services.
- REVOCACTION DECISION MAKING:**
Using graduated sanctions to respond to behavior.
- DISCHARGE & AFTERCARE:**
Determining community responsibility to "take over" the case



ReEntry Accountability Plans (REAP): The fundamental process to record and track case management progress on returning citizen transition

2. Provide legal discharge information



Needed legal
paperwork



Proof of release



Outstanding legal
issues and
implications for
release

Reentry Accountability Plan

Re-Entry Accountability Plan

Offender Demographics

DOC# _____ Docket Name: _____ Date of Birth: _____ Race/Sex: _____

RELEASE DATES

Projected*	* Not a true release date. Guide for release planning and programming only!			
Probation Expiration	Parole	GTPS	Full Term	

True Name: _____ Aliases: (Yes/No) *expandable to see if yes*

ID information

List of Id's with latest status and dates associated with Status shown (already on hand by offender, applied, rejected, received, not needed)

TYPE	Number	Status	Date
Social Security			
Birth Certificate			
State Id			
OSHA/TWIC			
Driver's License			

Legal Issues

Detainers/ Warrant/ Pending Charges/ Deportation/ Restraining Order (include parish/state and jurisdiction)
 Subpoena
 Civil Issues (Lawsuit/ divorce etc.)

Special Classification/Sentencing/Eligibility/Recommendations

Flags: Violent/ Sex/ habitual/Domestic Violence/NGRI/OWI

Type	Status	Date
Substance Abuse	Court Recommended	Eligibility date; Enroll date; completion based on status
Drug Court		

*Court Recommended flags (Substance Abuse/Sex O treatment/LSP Re-entry/Intensive)
 Specialty Courts (Drug/Veterans/ Re-entry/OWI/ Mental Health etc.)
 Sentencing: Home Incarceration/Deferred/Suspended
 Eligibility: Act 389/402/299/TWP*

Transition Document Envelope

NOT TO BE REMOVED UNTIL GIVEN TO OFFENDER AT RELEASE

TRANSITION DOCUMENT ENVELOPE

The items in this envelope will play a vital role when you apply for your driver's license, employment, public assistance, housing, etc.

NOTE: BLANK LINES MAY BE USED TO RECORD ADDITIONAL ITEMS OR EXPLANATORY NOTES

PERSONAL IDENTIFICATION DOCUMENTS

DATE	STAFF ID
___ OFFICIAL RELEASE DOCUMENTS _____	_____
___ INTERSTATE COMPACT INFORMATION _____	_____
___ RELEASE AND REPORTING INSTRUCTIONS _____	_____
___ SEX OFFENDER INFORMATION _____	_____
___ ARSON INFORMATION _____	_____
___ BIRTH CERTIFICATE _____	_____
___ SOCIAL SECURITY CARD _____	_____
___ DRIVER'S LISENCE OR STATE ID _____	_____
___ DPS&C OFFENDER RELEASE ID _____	_____
___ OFFENDER BANKING DEBIT CARD _____	_____

ACADEMIC & VOCATIONAL CREDENTIALS

DATE	STAFF ID
___ OFFICIAL RELEASE DOCUMENTS _____	_____
___ INTERSTATE COMPACT INFORMATION _____	_____
___ RELEASE AND REPORTING INSTRUCTIONS _____	_____
___ SEX OFFENDER INFORMATION _____	_____
___ ARSON INFORMATION _____	_____
___ BIRTH CERTIFICATE _____	_____
___ SOCIAL SECURITY CARD _____	_____
___ DRIVER'S LISENCE OR STATE ID _____	_____
___ DPS&C OFFENDER RELEASE ID _____	_____
___ OFFENDER BANKING DEBIT CARD _____	_____

MEDICAL/MENTAL HEALTH AFTERCARE AND/OR PLAN

DATE	STAFF ID
___ MEDICAL/MH DISCHARGE SUMMARY _____	_____
___ MEDICAL/MH APPOINTMENT INFORMATION _____	_____
___ PRESCRIBED MEDICAL SUPPLIES _____	_____
___ PRESCRIBED MEDICATION _____	_____
___ MEDICAID INFORMATION _____	_____

RESIDENTIAL RESOURCES

DATE	STAFF ID
___ RESIDENT PLAN COMPLETED (YES/NO) _____	_____
___ LIST OF SHELTERS/SALVATION ARMY _____	_____

OTHER

DATE	STAFF ID
___ _____	_____
___ _____	_____

I acknowledge that I have received the enclosed documentation listed above.

Offender's Signature Printed Name DATE

Please take the envelope to all appointments (employment, housing, legal, medical, etc.) for identification and verification purposes.

Understanding Special Conditions of Supervised Release



- Many people releasing on the sex offender registry may not understand all the requirements of supervision.
- The Insight Garden Program's (IGP's) reentry coordinators assist individuals who are required to register to understand what is expected to navigate supervision successfully.
- IGP also works closely with the California Division of Adult Parole to secure housing for people on the registry.

Insight Garden Program

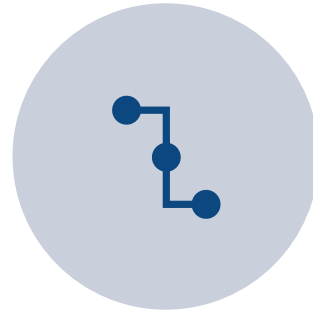
3. Create a “welcome to the community” experience



Structured
Supportive
Proactive



Pick up at the
facility



Responsible person
to walk returning
individual through
first hours/days of
release



Clothes
Cash
Basic needs
(hygiene items
and food)

Welcome to the Community Experience



Strong rapport building, same staff (pre and post), and a concrete reentry plan helps lead to a seamless transition into the community



Participants are picked up from jail. ID, phone, clothing, and food are obtained the first day. Appointments are made; employment search begins



Participants focus on transitioning into society and their recovery instead of having basic needs met



“They showed me how to start doing all the adult things I needed to do to build my foundation in my new life....”

—Brandon L.

“Greeted at the gate by a familiar face”



IGP’s reentry support is an extension of the community building we do during our 48-week, in-prison program.

Insight Garden Program



4. Connect with community supervision agent



Connection with supervising officer (ideally, before release)



Documentation:
Probation/parole officer's contact information



Necessary steps to take immediately:
Paying fees
Meeting timelines

Early Involvement of Supervising Parole Officer

- Supervising officer is involved in release planning from the beginning of the program:
 - ❑ Multidiscipline phone calls
 - ❑ Virtual meetings
 - ❑ In-person meetings

5. Establish and enhance relationships with members of their community



Reestablish connections:

Family (minor children)

Caring, responsible friends

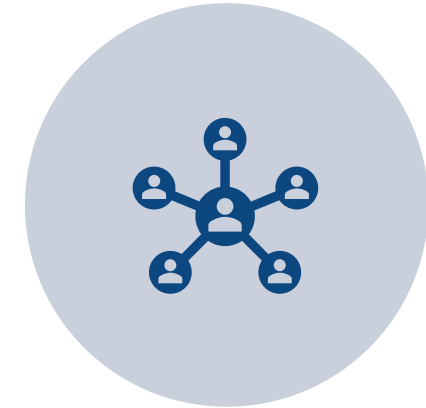
Faith-based members of
community



Formal relationships:

Mentors

Community service
providers



Successful reentry =

Number of positive, healthy
connections before release

Family Reunification Restorative Justice



- IGP reentry staff connect with the participant's family members before release to ease anxiety family may be experiencing related to their loved one's release.
- IGP understands that the trauma of incarceration affects those who are incarcerated and their family, and we provide a restorative justice family reunification circle to help people process this shared trauma.

<https://youtu.be/v4hLls6WJpQ>

Creating a Contract With the Family

- Family Reunification—An evidence-based approach through workshops and small group instruction:
 - ❑ Taking ownership of past behaviors
 - ❑ Assessing potential positive family relationships
 - ❑ Letting go of destructive family relationships
 - ❑ Recognizing positive nonfamilial relationships
 - ❑ Creating a covenant
 - ❑ Implementing an exit plan

6. Gather government-issued IDs



Gather prior to release:

Birth certificate

Social Security card

State-issued ID (driver's license)



Partnerships between several state and federal agencies:

Department of Motor Vehicles

Department of Corrections

Social Security Administration

Vital Records

Obtaining Necessary Identification

KDOC partners with the Kansas Department of Revenue and the Department of Motor Vehicles to issue state IDs and driver's licenses pre-release:


- On-site equipment
- Mobile units



***Since August 2020,
the program has
assisted 700 facility
residents!***

Kansas Department of Corrections

Gathering IDs and Documents



MOU with Office of Motor Vehicles



Transition Document Envelopes



MOU with Social Security Administration

Louisiana Department of Corrections

7. Connect with service providers in the community



Actively engaged
in pre-release
services



Established
post-release
engagement



Documentation:
Service provider
contact
information



Plans for how
returning
individual will
achieve their goals

Customizing Reentry for All Participants

- IGP begins the process of reentry support well before a participant is released.
- The last 12 weeks of our 48-week, in-prison program is dedicated to reentry preparation.
- Following release, IGP is committed to indefinitely supporting our alumni.

OUR REENTRY MODEL



- Transition form
- Collect call lines
- Pre-release reentry planning
- Coordination w/ loved ones & parole

PRE-RELEASE

- Gate pickup (warm meal and transportation)
- Welcome Home Backpacks
- Pre-Paid Cell Phones
- Release Clothing



- Rapid response funding
- Paired with reentry coordinator
- System navigation & emotional support
- Thursday night reentry circles
- Nature outings and hikes

POST-RELEASE

Insight Garden Program

The Referral Pipeline



Family Pathfinders

8. Implement education plans



Proof of what the returning individual accomplished in an educational setting



Further educational opportunities



Establish pathways to educational success

Education Opportunities



- IGP has a direct connection with Project Rebound, a college support program within 14 California State University campuses. Individuals who are formerly incarcerated can enroll in postsecondary educational offerings.
- All IGP's reentry staff are either Project Rebound employees or enrolled in Project Rebound as students.
- IGP also works closely with other community partners that offer educational opportunities.
- Educational attainment is included in the individual's reentry questionnaire.

9. Implement work training and employment plans



Proper certifications and
licensing in hand

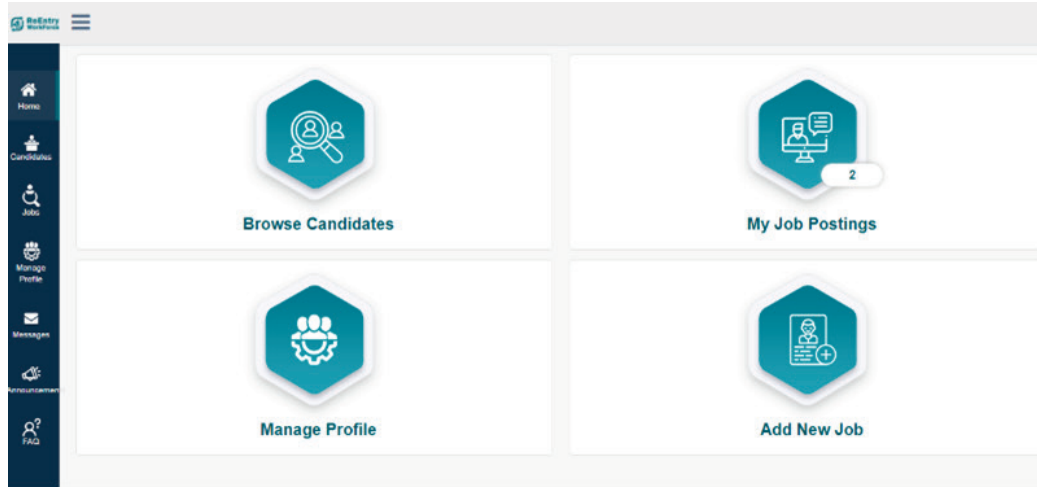


Job placement



Continue or
complete training
started prior to
release

Workforce Training and Employment Plans



Louisiana Department of Corrections

Paid Internships and Guaranteed Job Placement

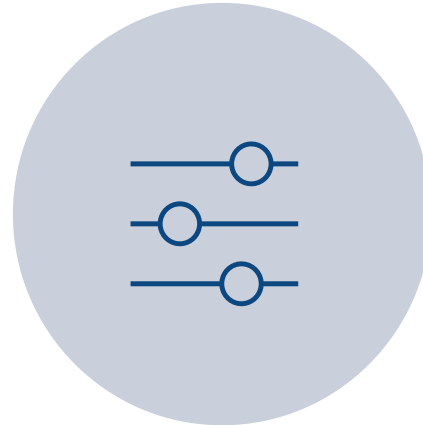


- IGP is working with local gardening organizations to find work in organic gardens for program participants.
- Part of IGP's curriculum focuses on landscape design, and many of our participants have gone on to start their own landscaping businesses.
- IGP also works closely with other community partners that offer workforce development training for meaningful employment opportunities.

10. Provide safe and supportive housing



Location sustainable



Housing choices:
With family member
Own their own home
Rent home
Supportive housing



Sustainability:
Funds for rent
Furnishings
Property maintenance

Lease Contracts and Voucher Funds

- Lease contracts
- Voucher funds:
 - ❑ Transitional housing
 - ❑ Rent
 - ❑ Deposits
 - ❑ Utilities
 - ❑ Furnishings



Kansas Department of Corrections

***Resident
provides input
at every step of
developing a
housing plan!!***

Provide Safe and Supportive Housing



Safe and sober housing is identified before release based on participant needs, diagnosis, and willingness to change



1. Residential treatment then sober living
2. Sober living
3. Returning to their home or a family member's home



Assists with move-in fees, bedding, etc. Connects participants to resources for help with rent and utilities

11. Provide necessary transportation



Concrete plans
(prior to release):
Home to work or school
Appointments



Personal transportation
Public transportation

Provide necessary transportation



Transportation is provided to appointments, work, and shopping



Bus passes and gas cards are provided



Assist in developing an outside support system to help participants meet this need

Gate Pickup and Transportation to Release Address



- IGP provides gate pickups, a welcome home meal, release clothing, and a prepaid smart phone for all our participants upon release.
- Our formerly incarcerated reentry staff have all experienced the struggles of reentry and use their own lived experience to help participants upon release.



Insight Garden Program

12. Make concrete plans for sustaining physical and behavioral health and well-being

Type text here



Plan in place before release:

- Mental health
- Substance use recovery
- Existing/new health issues



Mental health:

- Supply of needed medication (when released)
- First scheduled appointment with community mental health provider



Substance abuse:

- Participation in evidence-based treatment plan before release
- Established recovery plan with identified community providers



Health issues:

- Plan with identified providers
- Scheduled appointments
- Required medication on hand

Planning for Behavioral and Physical Health

- Discharge planner positions:
 - ❑ Coordinate completion and submission of benefits applications
 - ❑ Schedule post-release behavioral health and medical appointments
 - ❑ Secure nursing home/assisted living placements
 - ❑ Released with 30-day supply of medications

Evidence-based substance use curriculum

Pre-release drug/alcohol assessment

Medication-assisted treatment

Healthcare Discharge Summary and Post-release Appointments

Form HCP15-b
01 December 2015

DPS&C Mental Health & Medical Discharge Summary to Probation and Parole

Date:		Anticipated Discharge Date:	
From:	To:	Clinician Contact Name:	
Offender Name:		DOC#:	DOB:
		Clinician Contact Telephone Number:	
MENTAL HEALTH			
Severe Mental Illness: <input type="checkbox"/> Yes <input type="checkbox"/> No		Mental Health Level of Care:	
If yes, Mental Health Diagnosis:			
If other:			
History of Suicide Watch within last 6 months: <input type="checkbox"/> Yes <input type="checkbox"/> No			
Psychotropic medications given at discharge? <input type="checkbox"/> Yes <input type="checkbox"/> No			
If Yes: Drug Name:	Dosage:	Duration:	# of Pills Given:
Prescription for Psychotropic Medication Given at Discharge: <input type="checkbox"/> Yes <input type="checkbox"/> No			
Compliant with medications? <input type="checkbox"/> Yes <input type="checkbox"/> No			
Pending Mental Health Clinic Appointments:			
Date:	Time:	Location:	
Date:	Time:	Location:	
Support Program Applied for:		If other:	
Pending Support Program Appointments:			
Date:	Time:	Location:	
Date:	Time:	Location:	
MEDICAL			
Medical Condition: <input type="checkbox"/> Yes <input type="checkbox"/> No		Medical Level of Care:	
If yes, Medical Diagnosis:			
Chronic Illness Medications Given at Discharge? <input type="checkbox"/> Yes <input type="checkbox"/> No			
If Yes: Drug Name:	Dosage:	Duration:	# of Pills Given:
Prescription for Chronic Illness Medication Given at Discharge: <input type="checkbox"/> Yes <input type="checkbox"/> No			
Infectious Disease Medications Given at Discharge: <input type="checkbox"/> Yes <input type="checkbox"/> No			
Prescription for Infectious Disease Medication Given at Discharge: <input type="checkbox"/> Yes <input type="checkbox"/> No			
Compliant with medications? <input type="checkbox"/> Yes <input type="checkbox"/> No			
Pending Medical Clinic Appointments:			
Date:	Time:	Location:	
Date:	Time:	Location:	
RESIDENCE PLAN			
Name of Person/Facility Residing:		Address:	Phone Number:
Additional Contact Info:			

- Memorandum of agreements with community behavioral health organizations:
 - ❑ Unified formulary and physician privileges
 - ❑ Share information regarding treatment while incarcerated
- Communication with Probation and Parole Division
- Provide discharge medications and refill prescriptions

Louisiana Department of Corrections

Make concrete plans for sustaining physical and behavioral health and well-being



Provide evidence-based interventions both pre- and post-release



Services include substance use treatment, mental health counseling, case management, peer support, advocacy, and assistance with primary health care



Daily attendance at the reentry office is required during the first week of release as they begin receiving post-release services

13. Restore Medicaid/healthcare coverage



Reactivate/establish:

Medicaid

Other health care insurance

Partnering to Ensure Benefits



Activating/Reinstating:

- Medicaid
- Medicare
- Social Security
- Waivers



Kansas Department of Corrections

Obtaining Medicaid Cards Upon Release

Health Plan card – Example

The diagram shows two views of a health plan card. The top view is a simplified representation with callouts pointing to the logo, name, plan ID, gender, date of birth, and start date. The bottom view is a more detailed representation with callouts pointing to the address, website, customer service phone number, nurse hot-line phone number, and pharmacy phone number.

Callouts for the top view:

- Has the health plan's logo
- Has your name
- Plan ID number
- Has your gender, date of birth, start date of membership in plan

Callouts for the bottom view:

- Has address and website for health plan
- Customer service phone number
- Nurse hot-line phone number
- Pharmacy phone number

This is just an example. Your actual card may have a different design or layout!

Plan ID does not = Medicaid ID



14. Provide prerelease technology training



Technology training prerelease:

Cell phone

Laptop computer

Tablet



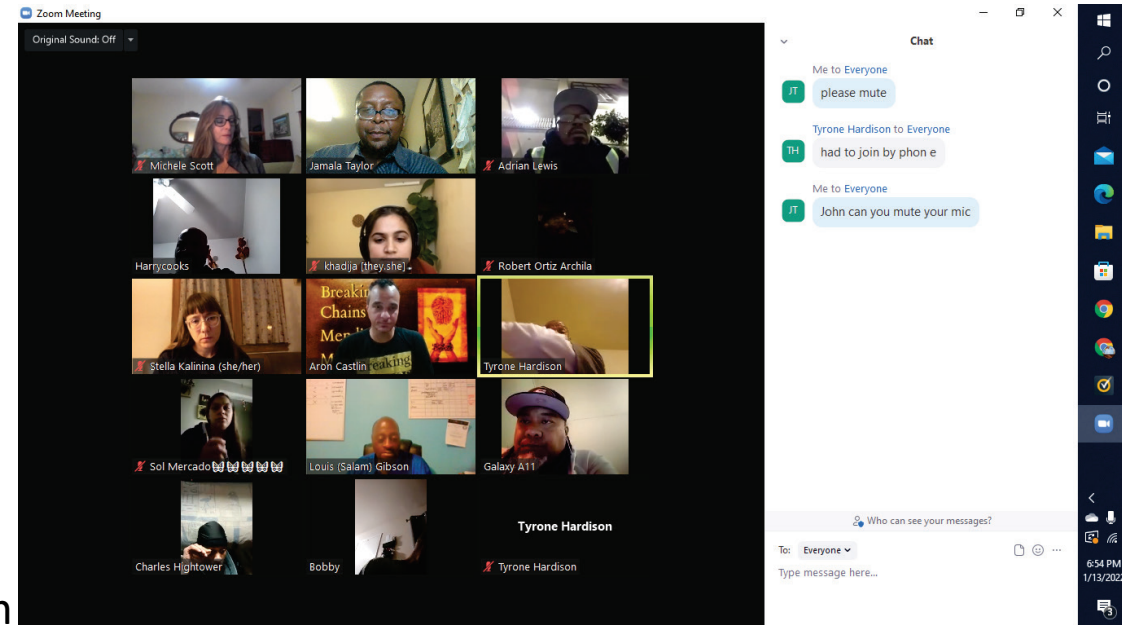
Supply:

Devices

Support for effective use

Providing Technology and Training

- Many of IGP's participants release from prison with a huge learning curve when it comes to technology.
- IGP helps people with learning how to use the cell phones we provide, and we conduct weekly Zoom circles for alumni support



Insight Garden Program

Polling Question

- What practice stood out to you from the grantee presentations?



Polling Question

- What practice or innovation are you interested in exploring for your program?



Questions?



Contact Information

Simon Gonsoulin,
Principal Researcher, American
Institutes for Research

sgonsoulin@air.org

Crystal Speer, Program Director,
Kansas Department of
Corrections

crystal.speer@ks.gov

Rhett Covington, Assistant
Secretary, Louisiana Department
of Public Safety & Corrections

Rhett.Covington@la.gov

Erica Jaramillo, Lead Reentry
Specialist, Family Pathfinders
(TX)

Erica.Jaramillo@pathfinderstc.org

Kristin Tiedeman,
Program Manager, Mountain
Comprehensive Care Center (KY)

Kristin.tiedeman@mtcomp.org

Gunner Johnson,
Reentry Manager, Insight Garden
Program (CA)

info@insightgardenprogram.org

Thank you!

Join the NRRC's distribution list to receive
National Reentry Resource Center updates!

<https://nationalreentryresourcecenter.org/subscribe>

For more information, contact:

info@nationalreentryresourcecenter.org

